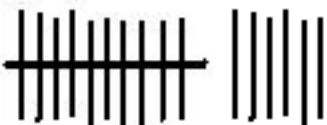


RAPPRESENTA IL NUMERO CON LE CANNUCCE E CON I FASCETTI DI CANNUCCE COME NELL'ESEMPIO

ESEMPIO

16	
----	--

8	
14	
20	
17	
11	
15	
9	
18	
13	
19	
7	
12	

RAPPRESENTA IL NUMERO INDICATO CON LE CANNUCCE E CON I FASCETTI DI CANNUCCE

8

5

15

18

6

13	
----	--

7	
---	--

16	
----	--

10	
----	--

19	
----	--

12	
----	--

14	
----	--

11	
----	--

17	
----	--

RAPPRESENTA IL NUMERO INDICATO CON LE CANNUCCE E CON I FASCETTI DI CANNUCCE

SEI	
-----	--

DODICI	
--------	--

QUINDICI	
----------	--

UNDICI	
--------	--

CINQUE	
--------	--

DICIOTTO	
----------	--

TREDICI	
---------	--

NOVE	
------	--

SEDICI	
--------	--

SETTE	
-------	--

VENTI	
-------	--

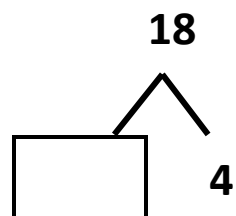
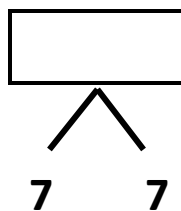
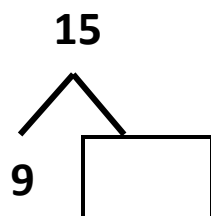
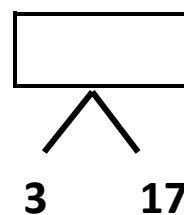
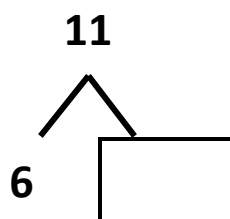
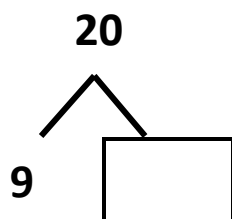
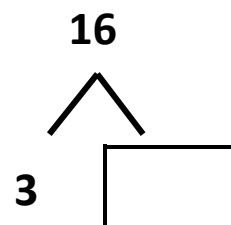
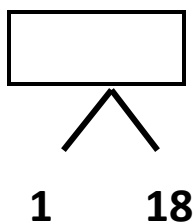
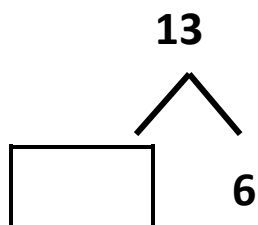
DICIASSETTE	
-------------	--

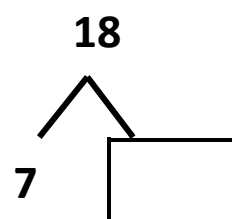
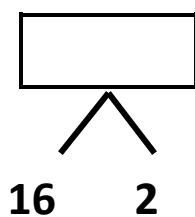
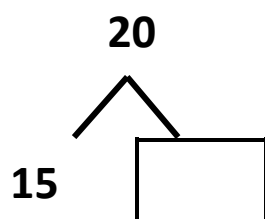
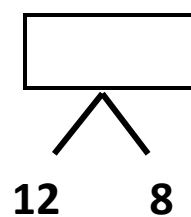
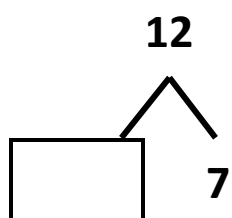
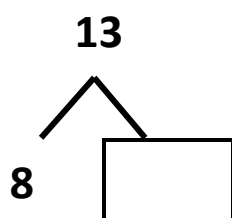
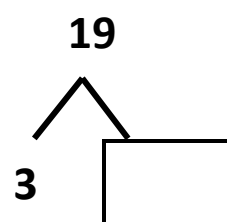
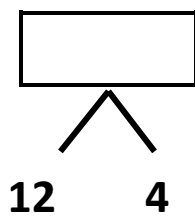
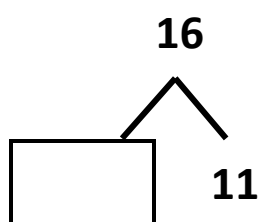
QUATTORDICI	
-------------	--

DICIANNOVE	
------------	--

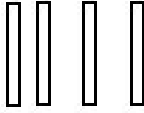
OTTO	
------	--

DISPONI LE CANNUCCE E I FASCETTI CHE SERVONO
E COMPLETA INSERENDO I NUMERI CHE MANCANO

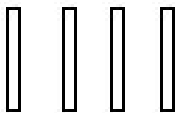




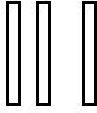
METTI LE CANNUCCE CHE SERVONO PER FORMARE IL NUMERO INDICATO



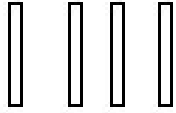
11



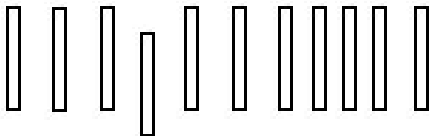
16



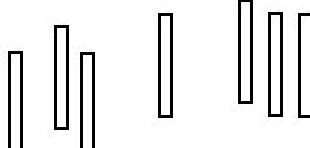
12



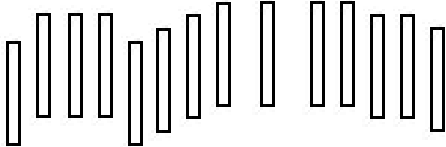
8



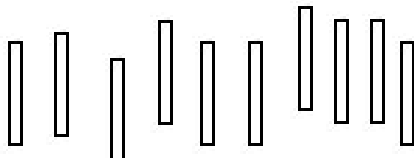
19



10




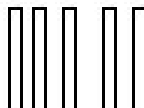
20

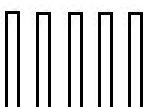


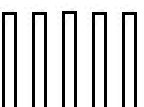
17


DISEGNA LE CANNUCCE CHE MANCANO PER FORMARE IL NUMERO INDICATO. USA I FASCETTI QUANDO PUOI



11

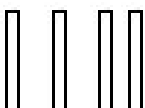

17

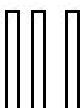

13


10

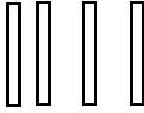

9

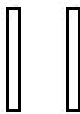

12

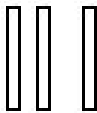

16

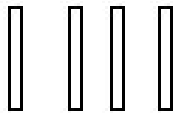

19

METTI LE CANNUCCE CHE SERVONO PER FORMARE IL NUMERO INDICATO

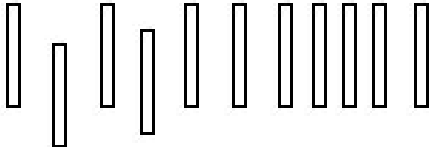

13

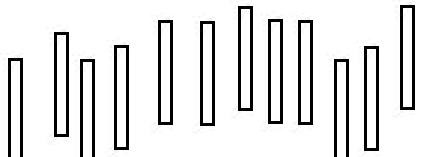

14

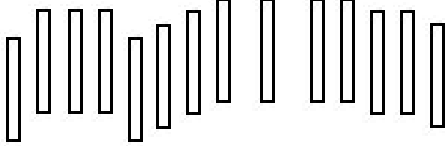

17

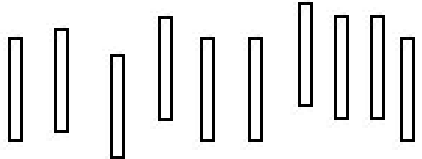

9

TOGLI LE CANNUCCE IN PIÙ PER FORMARE IL NUMERO INDICATO

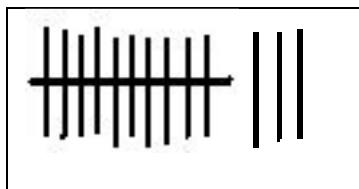

9

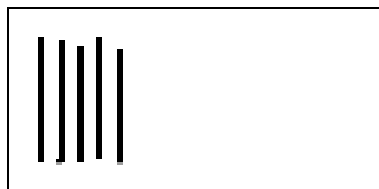

10


12

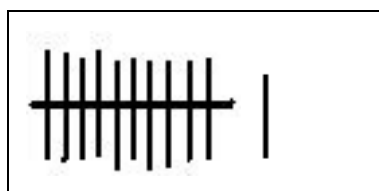

7

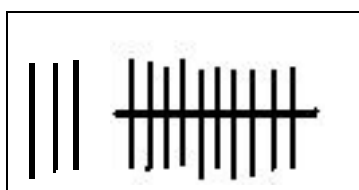
SCRIVI IN CIFRE IL NUMERO CORRISPONDENTE ALLE CANNUCCE

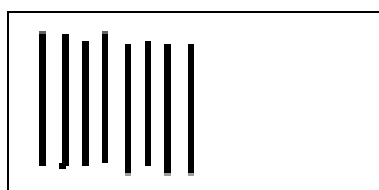


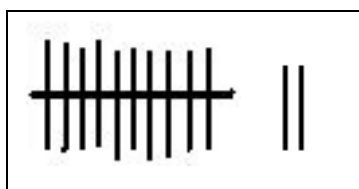


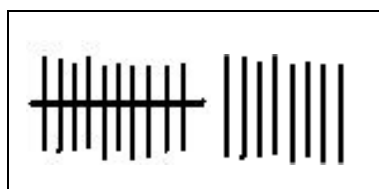


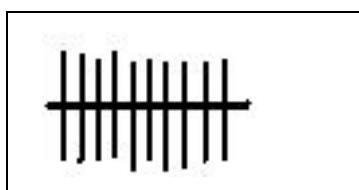


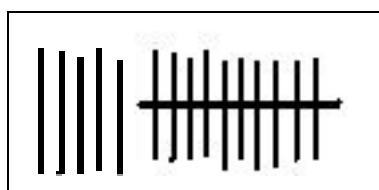


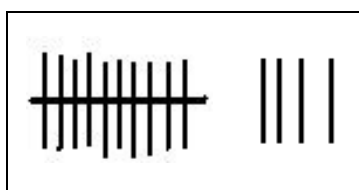


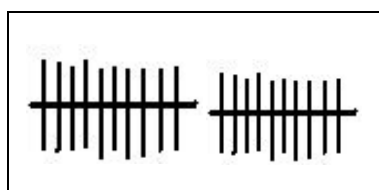






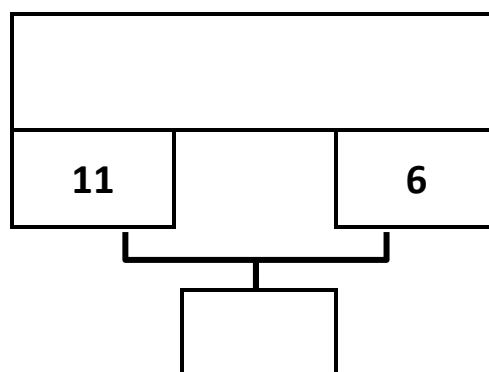
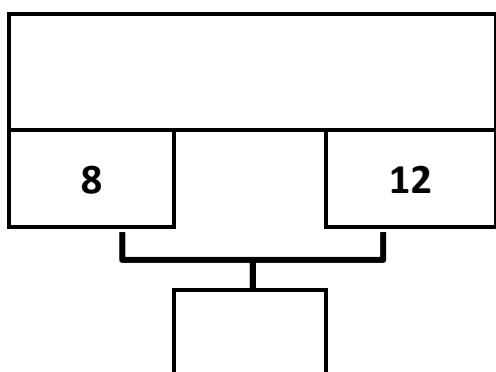
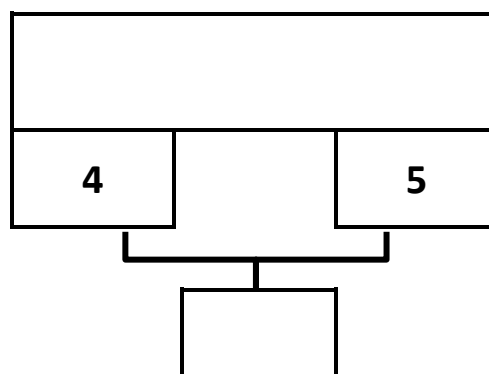
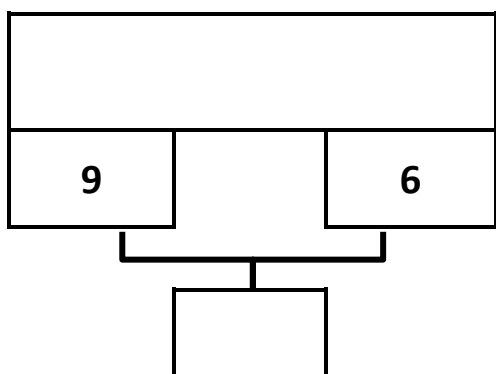
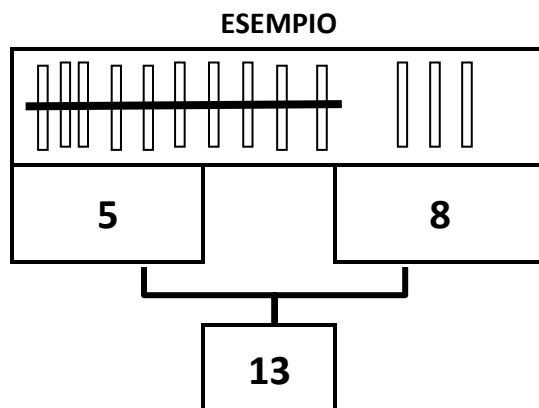





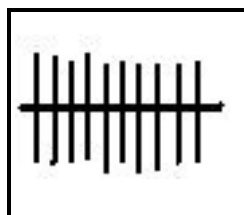


QUANTE CANNUCCE ?



DISEGNA IL NUMERO DI CANNUCCE INDICATO DAI NUMERI E SCRIVI IL RISULTATO.
(DISEGNA I FASCETTI OGNI VOLTA CHE PUOI, COME NELL'ESEMPIO.)




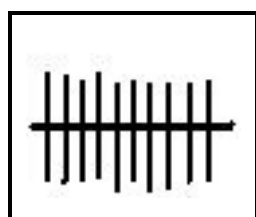
QUANTE CANNUCCE ?



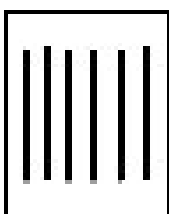

Quante cannuccie nel primo riquadro? ____
 Quante cannuccie nel secondo riquadro? ____
 Quante cannuccie in tutto? ____





Quante cannuccie nel primo riquadro? ____
 Quante cannuccie nel secondo riquadro? ____
 Quante cannuccie in tutto? ____




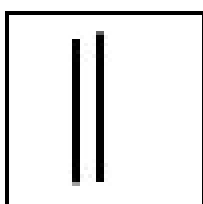
Quante cannuccie nel primo riquadro? ____
 Quante cannuccie nel secondo riquadro? ____
 Quante cannuccie in tutto? ____



Quante cannuccie nel primo riquadro? ____
 Quante cannuccie nel secondo riquadro? ____
 Quante cannuccie in tutto? ____




Quante cannuccie nel primo riquadro? ____
 Quante cannuccie nel secondo riquadro? ____
 Quante cannuccie in tutto? ____




Quante cannuccie nel primo riquadro? ____
 Quante cannuccie nel secondo riquadro? ____
 Quante cannuccie in tutto? ____


QUANTE CANNUCCE ?




Disegna 3 cannuce nel primo riquadro
Disegna 6 cannuce nel secondo riquadro
Quante cannuce hai disegnato in tutto? ____




Disegna 9 cannuce nel primo riquadro
Disegna 4 cannuce nel secondo riquadro
Quante cannuce hai disegnato in tutto? ____





Disegna 8 cannuce nel primo riquadro
Disegna 6 cannuce nel secondo riquadro
Quante cannuce hai disegnato in tutto? ____



Disegna 4 cannuce nel primo riquadro
Disegna 7 cannuce nel secondo riquadro
Quante cannuce hai disegnato in tutto? ____



Disegna 7 cannuce nel primo riquadro
Disegna 8 cannuce nel secondo riquadro
Quante cannuce hai disegnato in tutto? ____

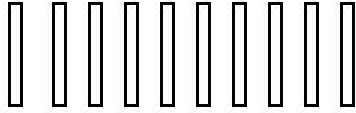


Disegna 8 cannuce nel primo riquadro
Disegna 9 cannuce nel secondo riquadro
Quante cannuce hai disegnato in tutto? ____

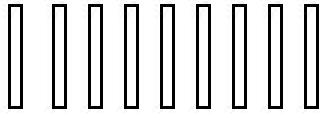
LA MAESTRA HA SCRITTO UN NUMERO ALLA LAVAGNA E ALZA IL NUMERO DI CANNUCCE INDICATO. HA SBAGLIATO?

DISEGNA, NEL QUADRATO A SINISTRA, QUANTE CANNUCCE AVRESTI ALZATO TU USANDO FASCETTI DA 10

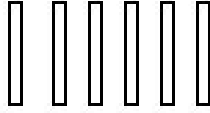
Disegna tu le cannuce

Numero cannuce indicato dalla maestra	Numero scritto alla lavagna
	14


Disegna tu le cannuce

Numero cannuce indicato dalla maestra	Numero scritto alla lavagna
	11

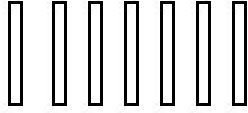
Disegna tu le cannuce

Numero cannuce indicato dalla maestra	Numero scritto alla lavagna
	7



Disegna tu le cannuce

Numero cannuce indicato dalla maestra	Numero scritto alla lavagna
	12

Disegna tu le cannuce

Numero cannuce indicato dalla maestra	Numero scritto alla lavagna
	17

FORMA IL NUMERO CON LE COMBINAZIONI DI NUMERI E CANNUCCE

ESEMPIO		SCRIVI I NUMERI E DISEGNA LE CANNUCCE CON I FASCETTI COME NELL'ESEMPIO
<div>15</div> <div>5 10</div> <div> </div>		

11

12

13

14

15

16

17

18


19

20

SCRIVI QUANTE SONO IN OGNI GRUPPO. QUANDO PUOI, LEGANE 10 CON L'ELASTICO.







ESEMPIO





SCRIVI A FIANCO DI CIASCUN GRUPPO DI CANNUCCE IL NUMERO CHE RAPPRESENTA





QUANTE CANNUCCE IN TUTTO NEI DUE MUCCHIETTI?
LEGA FASCETTI DA DIECI CON UN SEGNO QUANDO PUOI, COME NELL'ESEMPIO.
PUOI USARE LE TUE CANNUCCE

